

STUCK ON YOU LABEL GUIDE

Stuck on You INSTRUCTIONS

• STICK ON VINYL LABELS

including Big & Small, Shaped, Name Dots & CYO/Address Labels
Microwave and dishwasher safe when adhered correctly to a dry, smooth surface (some plastics with patterns, ridges or a greasy surface are not compatible, please find a smooth non-greasy surface to attach the label).

• DESIGNER LABELS

Like all things fashionable, treat your Designer Labels with care. Best suited to low impact use.

• VINYL SHOE LABELS and SHOE DOTS

Shoe labels or shoe dots come with 20 printed labels and 20 clear protective covers. Place printed, coloured label inside heel of the shoe and stick clear label over the top to protect ink from reacting with perspiration.

To Order/Reorder, or to receive a brochure or fundraising information, call:

AUS 1800 645 849	SING 6348 3182
CAN 1 866 904 9790	UAE 971 4 3349 447
FRA 0820 207 108	UK 0845 456 0014
HK 2549 2245	USA 1 888 236 2800
NZ 0800 661 669	Other +61 3 5225 3000
IRE 1890 252658	

OR VISIT www.stuckonyou.biz

Name Labels

Retro, Funky, Blue, Pink or Clear

LARGE 90 x 20mm



SMALL 50 x 20mm



Shaped Labels

Blue, Pink, Silver, Red or White with Pink

Widths range from 40 - 70mm

Heights range from 30 - 58mm




Name Dots

Blue, Pink, Green or White with Pink

JUMBO 50mm



DOT 25mm




Shoe Labels & Dots

LABELS 42 x 39mm

Retro, Funky, Blue, Pink or Clear

DOTS 50mm

Blue, Pink, Green or White with Pink



Clear Protective Label

'Create Your Own' Labels

Retro, Funky, Blue, Pink or Clear

LARGE 54 x 33mm



SMALL 50 x 20mm

Angus Simons is allergic to Peanuts



Mini Labels
Retro or Funky
50 x 6mm
Phoebe Summers

CLOTHING TATTOOS - INSTRUCTIONS

ENCLOSED IN THIS PACK YOU WILL FIND THE FOLLOWING:
Personalised Clothing Tattoos & Parchment Paper (enclosed between sheets of Clothing labels).

Instructions for Application

1. Peel off a label and place face up on the fabric so the text is showing.
2. Cover label with the supplied Parchment paper and iron over with a DRY iron, between a MEDIUM-HOT setting (Cotton). Press firmly over the labels for 10 seconds.
3. Repeat as needed to ensure the label is firmly applied and not lifting at any point.
4. Allow to cool before use.

THINGS TO REMEMBER

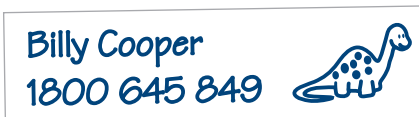
NEVER IRON OR RE-IRON DIRECTLY ONTO LABEL. Heat and pressure bind these labels to the fabric.
Washing machine and tumble dryer safe.
WARNING: Choking hazard if swallowed.

TO RE-ORDER, PLEASE VISIT www.stuckonyou.biz

Iron/Sew On Labels

Navy, Pink or Red

LARGE 56 x 15mm



SMALL 56 x 10mm




Clothing Transfers

Blue, Pink or White

TRANSFER 55 x 10mm



DOT 25mm



NAME LABEL COLOUR KEY

Large Name, Small Name, 'Create Your Own', Mini & Shoe Labels

PACK NAME	LABEL & TEXT COLOURS
MIXED COLOUR PACKS	
RETRO	★ ★ ★ ★ ★ ★
FUNKY	★ ★ ★ ★ ★ ★
CLEAR	★ ★ Mix of black & green print in a pack
SINGLE COLOUR PACKS	
PINK	★
BLUE	★

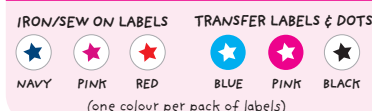
NAME DOT COLOUR KEY

Name Dot, Shoe Dot & Jumbo Dot COLOURS
(one colour per pack of labels)



CLOTHING LABEL COLOUR KEY

IRON/SEW ON LABELS TRANSFER LABELS & DOTS
NAVY PINK RED BLUE PINK BLACK
(one colour per pack of labels)



FONTS

original
sasi
Freestyle
Chic
Rocket
GODZILLA

NOTE GODZILLA prints in capitals only



Stuck on You
Labels for every Tom, Dick or Harriet
www.stuckonyou.biz